

# FRAMEFROG™ 4-PORT LONG



## NEW & IMPROVED

NOW PROVIDED WITH WING TABS, WELD CLIPS OR EPOXY



MISCELLANEOUS FIRE DOOR ACCESSORY  
< 41594>



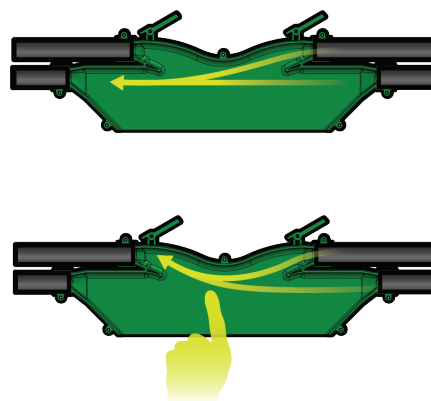
## MODEL: FRG-4L-\* WT, WC or EPOX

The first backbox specifically designed for electrified door hardware in hollow metal door frames now comes with weld clips for shop installation just like the short.



### PATHWAY CONFIGURATION

Four connection ports with removable caps provide flexibility for configuring conduit pathways in a variety of arrangements, and the patented funnel shaped ports smoothly steer a fish tape into your desired path.



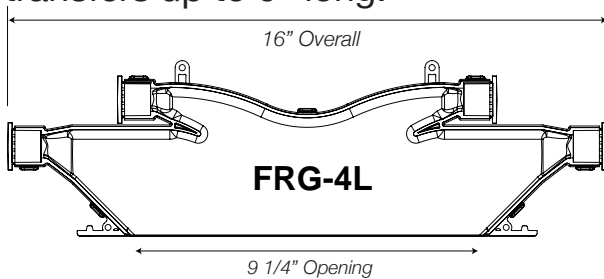
# FRAMEFROG™ 4-PORT LONG

FrameFrog's universal design offers an easy method of installing conduit in door frames for electronic locks, strikes, card readers and other typical devices of a wired access control system.

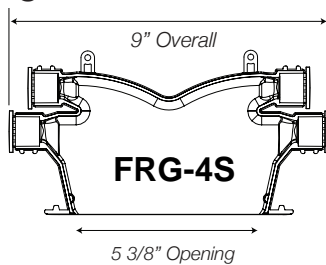
## KEY FEATURES

### SIZES

The versatile FRG4L can be used in any frame location including electric power transfers up to 9" long.

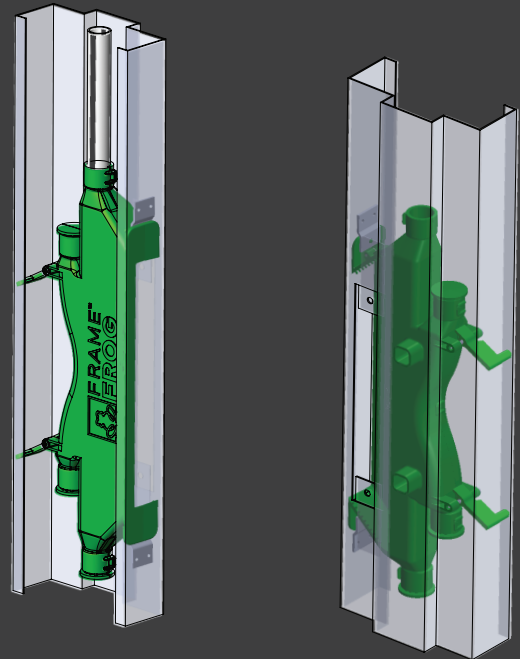


Model FRG4S is designed for all hardware preps in a door frame up to 5" long.



### FUTURE PROOF DESIGN

The pathways remain accessible even after construction is complete.



### INSTALLATION

Shop weld to the frame with included weld clips or use wing tabs for field installation.

FrameFrog is designed for use with 1/2" PVC conduit and standard 90° sweeps that fit around the corner of a 2" frame.

