



## NEWEST RELEASE!

# INSTALLATION.... *JUST GOT EASIER*

We now offer FrameFrog Prep Kits - where all the parts necessary to assemble a complete pathway within a frame can be purchased in one package for shop or field installation!


Specify Wing Tabs or Weld Clips.



## AVAILABLE IN 3 MODELS

### HASSLE FREE

Each kit includes patented FrameFrog Electric Boxes (long & short), PVC conduit, PVC sweep elbows, and connectors for the electrician to attach Electrical Metal Tubing (EMT) in the field. \*Add Suffix WC for Weld Clips or WT for Wing Tabs.



MODEL NUMBER	KIT DESCRIPTION
FRG1L1S-001*	Single Door Kit: 1 Long and 1 Short FrameFrogs Plus Parts
FRG1L2S-001*	Single Door Kit: 1 Long and 2 Short FrameFrogs Plus Parts
FRG2L2S-001*	Double Door Kit: 2 Long and 2 Short FrameFrogs Plus Parts

# FRAMEFROG™ PREP KITS

## EASY SHOP FABRICATION

Specifically designed to make a single purchase for assembling a fully functioning wire pathway that is completely housed in the throat of the frame, making shipping and handling a breeze.

## OR LAST MINUTE FIELD CHANGES

Ship our Prep Kits directly to the field for last minute changes. With the Wing Tab attachment, field installation is “just in time” and equally as easy.



## PROVIDES LIFETIME FLEXIBILITY

Owners can now prepare their buildings for changing needs and future advancements in access control and touchless entries for the life of their facilities.



Each kit comes with a 1/2" and 3/4" EMT connector for installing conduit from the frame to above ceiling

