



FRAMEFROG™ 4-PORT SHORT



THE ORIGINAL FRAMEFROG JUST GOT SMALLER

REDUCED LABOR COSTS


NOW OFFERED WITH
WING TABS (WT) OR
WELD CLIPS (WC)



MODEL: FRG4S-001-WT OR WC

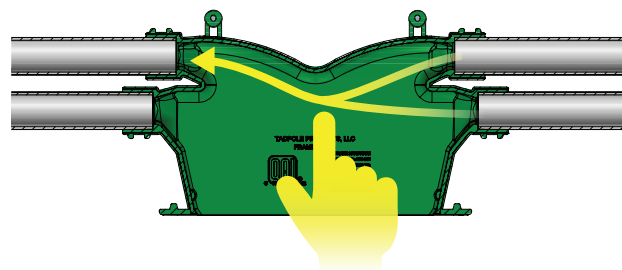

Suffix WT designates Wing Tabs for Field Install
Suffix WC designates Weld Clips for Shop Install

The first backbox specifically designed for electrified door hardware in hollow metal door frames.



PATHWAY CONFIGURATION

Four connection ports with removable caps provide flexibility for configuring conduit pathways in a variety of arrangements, and the patented funnel shaped ports smoothly steer a fish tape into your desired path.



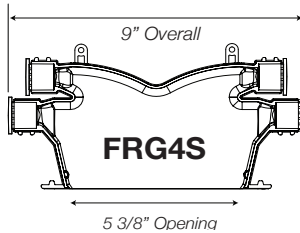
FRAMEFROG™ 4-PORT SHORT

FrameFrog's universal design offers an easy method of installing conduit in door frames for electronic locks, strikes, card readers and other typical devices of a wired access control system.

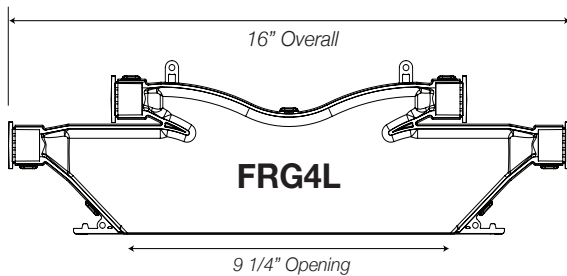
KEY FEATURES

SMALLER SIZE

Our new smaller model (FRG4S) is designed for all hardware preps in a door frame up to 5" long.



Model FRG4L is for electric power transfers up to 9" long.



INSTALLATION

Shop weld to the frame with weld clips or use wing tabs for field installation.

FrameFrog is designed for use with 1/2" PVC conduit and standard 90° sweeps that fit around the corner of a 2" frame.

FUTURE PROOF DESIGN

The pathways remain accessible even after construction is complete.

