


# FRAMEFROG™ 4-PORT LONG



## NEW & IMPROVED NOW WITH WING TABS (WT) OR WELD CLIPS (WC)



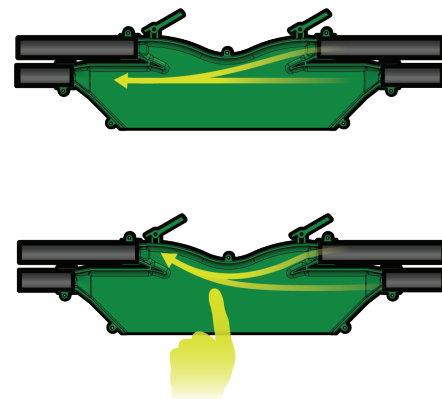
**MODEL: FRG4L-002-WT OR WC** Suffix WT designates Wing Tabs for Field Install  
Suffix WC designates Weld Clips for Shop Install

The first backbox specifically designed for electrified door hardware in hollow metal door frames now comes with weld clips for shop installation just like the short.



### PATHWAY CONFIGURATION

Four connection ports with removable caps provide flexibility for configuring conduit pathways in a variety of arrangements, and the patented funnel shaped ports smoothly steer a fish tape into your desired path.



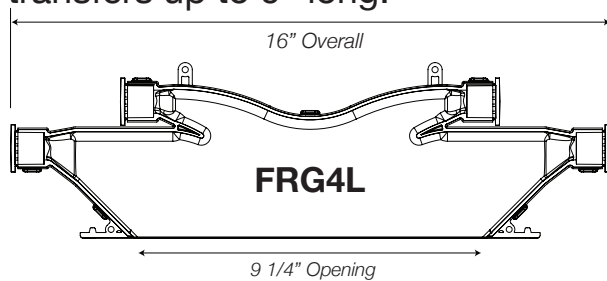
# FRAMEFROG™ 4-PORT LONG

FrameFrog's universal design offers an easy method of installing conduit in door frames for electronic locks, strikes, card readers and other typical devices of a wired access control system.

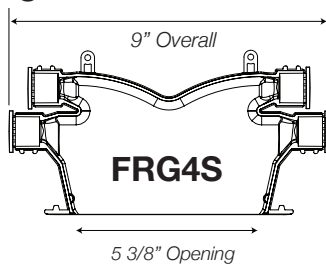
## KEY FEATURES

### SIZES

The versatile FRG4L can be used in any frame location including electric power transfers up to 9" long.

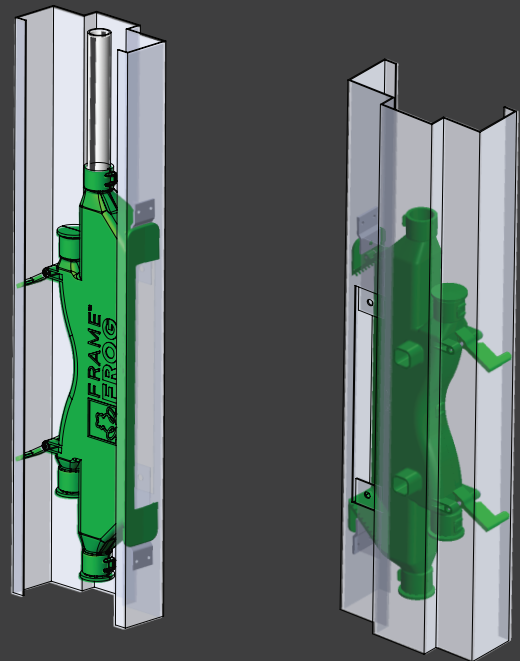


Model FRG4S is designed for all hardware preps in a door frame up to 5" long.



### FUTURE PROOF DESIGN

The pathways remain accessible even after construction is complete.



### INSTALLATION

Shop weld to the frame with weld clips or use wing tabs for field installation.

FrameFrog is designed for use with 1/2" PVC conduit and standard 90° sweeps that fit around the corner of a 2" frame.

